







## ORIGINAL RESEARCH

# Young people's perspectives on patient-reported outcome measures in inflammatory arthritis: results of a multicentre European qualitative study from a EULAR task force

Erika Mosor <sup>1</sup>, Paul Studenic <sup>2,3</sup>, Alessia Alunno <sup>4</sup>, Ivan Padjen,<sup>5,6</sup>  
Wendy Olsder,<sup>7,8</sup> Sofia Ramiro,<sup>9,10</sup> Ilaria Bini,<sup>7,11</sup> Nele Caeyers,<sup>12,13</sup>  
Laure Gossec <sup>14,15</sup>, Marios Kouloumas,<sup>16</sup> Elena Nikiphorou <sup>17,18</sup>  
Simon Stones,<sup>19,20</sup> Tanita-Christina Wilhelmer,<sup>7,21</sup> Tanja A Stamm <sup>1</sup>

**To cite:** Mosor E, Studenic P, Alunno A, *et al*. Young people's perspectives on patient-reported outcome measures in inflammatory arthritis: results of a multicentre European qualitative study from a EULAR task force. *RMD Open* 2021;**7**:e001517. doi:10.1136/rmdopen-2020-001517

► Additional material is published online only. To view, please visit the journal online (<http://dx.doi.org/10.1136/rmdopen-2020-001517>).

Received 11 November 2020  
Revised 24 December 2020  
Accepted 14 January 2021



© Author(s) (or their employer(s)) 2021. Re-use permitted under CC BY-NC. No commercial re-use. See rights and permissions. Published by BMJ.

For numbered affiliations see end of article.

## Correspondence to

Dr Tanja A Stamm;  
tanja.stamm@meduniwien.ac.at

## ABSTRACT

**Introduction** Although patient-reported outcome measures (PROMs) are increasingly used in clinical practice and research, it is unclear whether these instruments cover the perspective of young people with inflammatory arthritis (IA). The aims of this study were to explore whether PROMs commonly used in IA adequately cover the perspective of young people from different European countries.

**Methods** A multinational qualitative study was conducted in Austria, Croatia, Italy and the Netherlands. Young people with either rheumatoid arthritis (RA), juvenile idiopathic arthritis (JIA), Still's disease, psoriatic arthritis (PsA) or spondyloarthritis (SpA), aged 18–35 years, participated in semistructured focus group interviews. Thematic analysis was used and data saturation was defined as no new emergent concepts in at least three subsequent focus groups.

**Results** Fifty-three patients (21 with RA/JIA/Still's, 17 with PsA, 15 with SpA; 72% women) participated in 12 focus groups. Participants expressed a general positive attitude towards PROMs and emphasised their importance in clinical practice. In addition, 48 lower level concepts were extracted and summarised into 6 higher level concepts describing potential issues for improvement. These included: need for lay-term information regarding the purpose of using PROMs; updates of certain outdated items and using digital technology for data acquisition. Some participants admitted their tendency to rate pain, fatigue or disease activity differently from what they actually felt for various reasons.

**Conclusions** Despite their general positive attitude, young people with IA suggested areas for PROM development to ensure that important concepts are included, making PROMs relevant over the entire course of a chronic disease.

## INTRODUCTION

Patient-reported outcomes (PROs) constitute an essential part of health outcomes.<sup>1</sup> On an individual level, the measurement of PROs is a crucial component of patient-centred care, building the basis for shared

## Key messages

### What is already known about this subject?

► Patient-reported outcome measures (PROMs) have been used for different purposes in routine clinical practice, research and health services management in recent decades, particularly in the field of chronic diseases.

### What does this study add?

- This is the first study that explores perspectives and views of young people with inflammatory arthritis (IA) on widely used PROMs.
- Young people in all countries and disease areas did not feel sufficiently informed about the value of PROMs and the reasons for collecting patient-reported outcomes in addition to clinical outcomes.
- From the perspective of young people, commonly used functional assessments seem to be outdated and overlook current relevant issues. These include career planning, caring for others such as children, losing friends, participating in social life (like going out in the evening), being excluded from physical activities at school and university, and using technological devices including smartphones and computers.
- Young people considered a large number of functional items too 'easy', for example, walking and eating, while other more complex activities in daily life, such as using public transport or preparing meals were missing at all.

### How might this impact on clinical practice?

► The results of our study will change the use of PROMs in young people with IA in clinical practice and research. In the future, young people with IA should be involved in the adaptation of existing PROMs and the development of new instruments to ensure that important concepts are included, making PROMs relevant over the entire course of a chronic disease.

decision-making, patient empowerment, engagement and self-management.<sup>2</sup> When used in routine clinical practice, PROs can positively influence the relationship between patients and their healthcare providers.<sup>3,4</sup> PROs allow a structured assessment of the type and severity of symptoms that patients experience, as well as the impact of their disease and subsequent treatment on their life. Furthermore, aggregated PRO data can also be used to drive healthcare quality improvement initiatives on an institutional level; and for population health monitoring and reimbursement decision-making on a macro-level.<sup>2</sup>

Several outcome domains can only be measured in a self-reported manner. Examples are pain, fatigue, functioning in real-life situations and health-related quality of life.<sup>2,5</sup> To accurately quantify patients' experiences, patient-reported outcome measures (PROMs) are used. PROMs are defined as assessments of subjective health outcomes, based on responses provided directly by patients themselves without subsequent interpretation or alteration of the responses by health professionals (HPs) or anyone else.<sup>6</sup> In the development and the selection of suitable PROMs, various methodological issues and measurement properties must be considered. These include the reliability, validity, responsiveness and interpretability of the respective instruments.<sup>7,8</sup> PROMs have been increasingly applied in routine clinical practice and research in recent decades, particularly in the field of chronic diseases.<sup>9,10</sup> In their work on PROs in rheumatoid arthritis (RA), van Tuyl and Michaud<sup>11</sup> provided key examples of valid and reliable, commonly used PROMs in rheumatology. However, in order to address the impact of chronic diseases over their entire course, PROMs should be equally applicable and valid across a patient's lifespan. Otherwise, adaptations for certain age groups may be required.<sup>3</sup>

In addition to the validity, reliability, responsiveness and acceptability of the measurements, PROMs need to cover what matters to patients.<sup>12</sup> While a few studies have been conducted in rheumatology to explore whether PROMs cover the issues important to patients with different chronic autoimmune diseases, none of them focused specifically on young people.<sup>13–15</sup> Inflammatory arthritis (IA) affects people of all age groups and PROMs play an important role to determine if a treatment is successful or not. However, to date, it has not been investigated whether PROMs commonly used in IA adequately include the perspectives of young people.

This need was recognised by the EULAR and an international task force on incorporating the perspective of young people with IA into outcomes assessment was established. A qualitative approach was adopted to explore the perspectives of young people with IA on the content and practical use of the most commonly used PROMs in a broader European context.

On this basis, the aims of our study were to explore whether commonly used PROMs in IA adequately cover the perspective of young people with IA from different European countries.

## METHODS

### Study design and participants

A multinational qualitative study was conducted in Austria (AT), Croatia (HR), Italy (IT) and the Netherlands (NL). Young people with IA aged between 18 and 35 years, treated in rheumatology centres, with a disease duration of at least 1 year, and a formal diagnosis of one of three IA disease areas: (1) RA, juvenile idiopathic arthritis (JIA) and Still's disease; (2) spondyloarthritis (SpA); (3) psoriatic arthritis (PsA), were included in the present study. All participants were contacted by telephone either by local investigators or patient organisations and appointments for participation in focus groups at the local centres or the location of the patient association (in the Netherlands) were made.

Qualitative research typically uses small sample sizes with a diverse range of participants to explore the personal experiences and views of people on a specific topic. Based on earlier studies,<sup>12,15,16</sup> disease-specific focus groups were conducted in each country. Data saturation was defined as no new emergent concepts in at least three subsequent focus groups.<sup>17,18</sup> In order to determine the number of emergent concepts in each focus group session, data analysis commenced when first transcripts were available and proceeded in parallel to data collection.<sup>19</sup>

### Data collection

HPs and patient research partners (PRPs) co-developed, piloted and finalised the semistructured interview guide.<sup>21</sup> It included questions on the perspectives and views of the participants on currently used PROMs which were selected based on a literature review and an online voting process. From 16 PROMs for RA, 19 PROMs for PsA and 15 PROMs for SpA, which were identified in the literature review, the study team in each country ranked the top five most commonly used PROMs based on their own experience. Subsequently, an agreement was made regarding five often used PROMs for each of the disease areas to be provided to the focus group members in printed form as a basis for discussion (table 1). The focus group moderator introduced these PROMs as examples. The interview questions are depicted in online supplemental table 1.

A focus group facilitation guide, including transcription instructions, was provided to support local centres while ensuring data collection was harmonised. The interviews were conducted by trained local investigators with experience in qualitative research data acquisition between March and August 2018, audio-recorded, transcribed verbatim and translated into English. Data coding and initial analyses were primarily undertaken by the first author (EM). During a face-to-face meeting of the EULAR task force members, the concepts were rephrased and organised into a scheme of higher and lower level concepts, with input from the local investigators, PRPs and HPs.

**Table 1** PROMs selected for discussion in the focus groups

Name of instrument and reference	Main concept	Use in FGs
The Health Assessment Questionnaire <sup>27</sup>	Functioning	RA/JIA/Still's disease, PsA
Bath Ankylosing Spondylitis Functional Index <sup>28</sup>	Functioning	SpA
Single item scale for assessing pain <sup>43</sup> shown as Visual Analogue Scale and Numeric Rating Scale 0–10	Pain	All FGs
Single item scale for assessing disease activity—Patient Global Assessment <sup>33</sup> two differently phrased questions were shown 'Considering all the ways in which your arthritis may affect you at this time, please make a mark below to show how you are doing', and 'How would you rate your disease activity today?'	Disease activity	All FGs
Functional Assessment of Chronic Illness Therapy-Fatigue <sup>44</sup>	Fatigue	All FGs
The 36-Item Short Form Health Survey <sup>45</sup>	General health	All FGs

FGs, focus groups; JIA, juvenile idiopathic arthritis; PROMs, patient-reported outcome measures; PsA, psoriatic arthritis; RA, rheumatoid arthritis; SpA, spondyloarthritis.

### Data analysis

Descriptive statistics were used to summarise the characteristics of participants.<sup>22</sup> Thematic analysis of qualitative data followed a modified form of 'meaning condensation',<sup>23</sup> facilitated by using ATLAS.ti software<sup>24</sup> to manage and organise the data. Thematic analysis comprised the following steps (figure 1): all transcripts were screened and read. Queries concerning content were sent to the country teams. Transcripts were then divided into meaning units (defined as specific parts of text, either a few words or a few sentences with a common meaning). Subsequently, initial codes were assigned to the meaning units. Codes could refer to the main topic of a meaning unit, but one meaning unit could also contain more than

one code. Associated codes were then grouped into lower level concepts. In a final step, the lower level concepts were summarised into higher level concepts.

### Rigour and accuracy of the analysis

Several strategies were used to enhance the trustworthiness of the qualitative data.<sup>25</sup> Debriefing notes were recorded after each focus group interview. All local investigators who conducted focus groups checked the transcripts against the audio-recordings for accuracy. After analysing all focus group interviews, the results were discussed with researchers of all centres and reviewed by other task force members (PRPs and HPs who were not involved in the analysis of the transcripts). Finally, the consolidated criteria for reporting qualitative

**HIGHER- LEVEL CONCEPT** to which the lower-level concept 'new items relevant to young patients need to be added' amongst others relates

PROMs on functioning were seen as outdated



**LOWER- LEVEL CONCEPT** to which the codes 'working on your computer is missing' and 'typing is missing' amongst others relate

New items relevant to young patients need to be added



**CODES** extracted from this meaning unit

working on computer is missing, typing is missing



**MEANING UNIT**

*"I think 'working on your computer' or 'typing' or something could be included. I mean, how often do we still use a pen and pencil all day long?"*

**Figure 1** Example outlining the different steps of the analysis from a meaning unit to lower and higher level concepts. PROMs, patient-reported outcome measures.

research Checklist<sup>26</sup> was used to ensure the high quality of reporting the study results (online supplemental table 2).

### Patient and public involvement

PRPs (WO, IB, NC, MK, SS and T-CW) were part of the task force and included in all stages of the study. Furthermore, they will disseminate the results in lay language after publication.

## RESULTS

### Participant characteristics

Saturation was reached after conducting 12 focus groups (online supplemental table 3), including 53 young people

with a mean age $\pm$ SD of 28 $\pm$ 5 years (11 people with RA, 8 with JIA, 2 with Still's disease, 15 with SpA and 17 with PsA; see table 2). In total, 18 hours and 22 min of discussion were recorded, resulting in 269 pages of transcript.

### A general positive attitude towards PROMs

All participants expressed a general positive attitude towards PROMs and acknowledged their importance in clinical practice. Participants of all focus groups across all diseases described that PROMs had made a meaningful difference in their treatment, in that HPs addressed important issues which impacted on daily life, based on PROMs. Furthermore, PROMs were perceived as useful

**Table 2** Characteristics of participants

Disease area	RA/JIA/Still's disease	SpA	PsA	All
N	21	15	17	53
Women, n (%)	17 (81.0)	7 (46.7)	14 (82.4)	38 (71.7)
Age ( $\pm$ SD) participants*	28 ( $\pm$ 4)	28 ( $\pm$ 5)	28 ( $\pm$ 5)	28 ( $\pm$ 5)
Range of age in years	19–34	21–35	20–35	19–35
Disease duration in years ( $\pm$ SD)*	11 ( $\pm$ 9)	6 ( $\pm$ 5)	5 ( $\pm$ 4)	8 ( $\pm$ 7)
Range of disease duration in years	1–28	1–18	1–15	1–28
Multimorbidity, n (%)	6 (28.6)	9 (60.0)	7 (50.0)	22 (41.5)
Current medication, n (%)				
cDMARDs	14 (66.7)	3 (20.0)	7 (41.2)	24 (45.3)
bDMARDs	14 (66.7)	6 (40.0)	7 (41.2)	27 (50.9)
tsDMARDs	0	0	1 (5.9)	1 (1.9)
Corticosteroids	9 (42.9)	1 (6.7)	1 (5.9)	11 (20.8)
NSAIDs	8 (38.1)	7 (46.7)	5 (29.4)	20 (37.7)
Educational level, n (%)				
Lower and/or upper secondary education (ISCED levels 2 and 3)	4 (19.0)	4 (26.7)	4 (23.5)	12 (22.6)
Post-secondary non-tertiary education and short-cycle tertiary education (ISCED levels 4 and 5)	3 (14.3)	3 (20.0)	4 (23.5)	10 (18.9)
Bachelor's, Master's, Doctoral or equivalent levels (ISCED levels 6, 7, 8)	14 (66.7)	8 (53.3)	9 (52.9)	31 (58.5)
Employment status, n (%)				
Full-time (30 hours or more) per week	9 (42.9)	8 (53.3)	7 (41.2)	24 (45.3)
Part-time up to 30 hours per week	3 (14.3)	3 (20.0)	4 (23.5)	10 (18.9)
Education/internship/student	5 (23.8)	4 (26.7)	5 (29.4)	14 (26.4)
Unemployed	4 (19.0)	1 (6.7)	1 (5.9)	6 (11.3)
Maternity leave/sabbatical	0	0	1 (5.9)	1 (1.9)
Self-reported activity level compared with other people of the same age, n (%)				
Physically more active	4 (19.0)	4 (26.7)	3 (17.6)	11 (20.8)
About as active	7 (33.3)	5 (33.3)	10 (58.8)	22 (41.5)
Less active	10 (47.6)	6 (40.0)	4 (23.5)	20 (37.7)

N total number of participants.

n (%) number of participants (percentage).

\*Age ( $\pm$ SD), mean age (SD).

bDMARDs, biological disease-modifying anti-rheumatic drugs; cDMARDs, conventional disease-modifying anti-rheumatic drugs; ISCED, International Standard Classification of Education; JIA, juvenile idiopathic arthritis; NSAIDs, non-steroidal anti-inflammatory drugs; PsA, psoriatic arthritis; RA, rheumatoid arthritis; SpA, spondyloarthritis; tsDMARDs, targeted synthetic disease-modifying anti-rheumatic drugs.



regarding self-management. One participant described this in the following way:

There are always questions like, ‘How have you been since the last check-up, have there been any changes’. And I like that each time when I am filling out those questionnaires. It is great, because I can be monitored in relation to the previous time. (Female, 22, SpA, Croatia)

### Suggestions for adapting PROMs to young people

Forty-eight lower level concepts pertaining to suggested improvement of PROMs from the perspective of young people with IA were organised into six higher level concepts (table 3).

Higher level concept one addressed the need for additional information regarding the purpose of using PROMs. Young people in all countries and disease areas did not feel sufficiently informed about the value of PROMs and the reasons for collecting PROs in addition to clinical outcomes. They thought that they were asked to fill in PROMs because it was commonly done, for study reasons only or to keep them busy while waiting at the outpatient clinic. Participants in all 12 focus groups (100%) described uncertainties regarding the terminology used in the PROMs. They suggested simpler wording or clearer definitions, as young people were often confused, ashamed or even scared in case of difficulties to understand and would not ask for clarification. Some participants also pointed out that the value of PROMs seems limited, if the HPs have no time to discuss the PROM results with them and if the results are not available for all members of the healthcare team.

Furthermore, some participants mentioned that in order to be suitable to young people, some of the items within PROMs would need to be updated to ensure they are relevant for young people in current times (higher level concept two). In particular, this related to the PROMs which address functioning in daily life. A young man expressed it as follows:

I think it’s just an old people’s questionnaires, indeed. Maybe we have kind of an old people’s body, but with this you are really confronted with that. (Male, 22, SpA, the Netherlands)

Moreover, young people considered a large number of functional items too ‘easy’, for example, *walking*, while other issues related to mobility and physical activity, such as participating in physical activities similar to people without chronic diseases of the same age, or sitting in front of a computer for the entire day, are not covered at all. Likewise, *eating* was considered too easy, while *preparing meals* was missing. Some participants explained that reference to ‘easy’ items had incited fear, implying that someone might not be able to walk in later stages of IA.

Interestingly, participants in one focus group (RA/JIA/Still’s disease, the Netherlands) discussed the need for developing different PROMs for people of different ages. In comparison, all other participants suggested to

extend the questionnaires to use the same PROMs for younger and older adults.

Issues important to young people should be added and regularly assessed (higher level concept three). These include problems with using technological devices, like smartphones and computers, difficulties with career plans, caring for others (for example, children), loss of friends, social life participation (such as going out in the evening), being excluded from physical activities at school and university, and challenges with regard to sexuality.

The fourth higher level concept referred to planned, erroneous reporting from young people. Some participants mentioned that they had purposely rated their pain, fatigue, disease activity or other symptoms differently from what they actually felt. Some of them had rated better, others worse than the situation had been experienced. The reasons behind this were diverse and included intentions to trigger changes in their disease management, often as an attempt to more accurately demonstrate how they had been feeling since their last visit, or even mirrored undisclosed fears. However, these reports may have a severe impact on an individual’s treatment, independent of the reason. A participant described the following example:

Well, I answer those questions more positively than how it goes, because I’m afraid they might think I’m depressed or something and send me to a psychiatrist. (Female, 25, SpA, the Netherlands)

Higher level concept five focused on individualising PROMs. Participants in the majority of the focus groups expressed that they would like to talk about their personal experience with IA and wished PROMs to be tailored to their individual needs and goals. In addition, length and comprehensiveness of PROMs were included in this higher level concept. Some participants requested that several issues important and meaningful for young people with IA should be adequately addressed in the PROMs and taken up and discussed in the subsequent interactions with interdisciplinary healthcare teams. Some of these participants even questioned the comprehensiveness of PROMs at all, since these tools can never encompass the entire spectrum and the full impact of IA on daily life. This theme was somewhat ambiguous, as other participants criticised the length of some PROMs, contradicting the suggestion of comprehensiveness. Nonetheless, single item scales were seen as insufficient and too narrow in focus, compared with tools which comprehensively assess the impact of a disease in daily life by young people in all countries and disease areas.

The sixth higher level concept covered the desire to use digital technology for data acquisition and access to PROM data. Participants were of the opinion that continuous monitoring could support young people in self-managing their health and well-being. Moreover, participants felt that by using technology, HPs would be more able to share the information about PROs with other HPs involved in the care of young people with IA.

**Table 3** Six higher level and 48 lower level concepts of suggested adaptations of PROMs according to young people with IA

Higher level concepts	Lower level concepts	Quotes from interview transcripts
Information, transparency and clarity regarding the purpose of PROMs are often missing	<ul style="list-style-type: none"> <li>▶ Reasons for using PROMs are often not known</li> <li>▶ Need for definition/explanation of terms</li> <li>▶ Uncertainty what to tick</li> <li>▶ Questions are incorrectly or not answered</li> <li>▶ Questions incite anxiety and/or fear</li> <li>▶ Feedback on PROM results is appreciated</li> <li>▶ Information about PROM results is available for members of the healthcare team</li> </ul>	<p><i>Well, I always wonder what exactly happens with those questionnaires. The doctor does not talk about it. He just transfers it to the computer. I don't know what happens with it later on. It disappears in the cupboard and nobody looks at it anymore.</i> (Female, 25, SpA, the Netherlands)</p> <p><i>You are expecting that... a patient for himself... defines what [disease] activity is. No, you must direct a patient, you must ask pointed questions, what exactly you want me to answer.</i> (Female, 30, RA, Croatia)</p> <p><i>I had to answer, 'Can you cut the meat with the knife?' and, 'Can you walk on flat ground?'. These questions really scared me. Can the situation worsen? Will there be a time in which I cannot do those things anymore? When answering these questionnaires, you are alone. Such kind of questionnaire should be explained to a sick person and filled out together with the doctor.</i> (Female, 27, PsA, Italy)</p> <p><i>I always think my rheumatologist and my nurse are looking at two different worlds of my disease and they never really talk about it, that's how it feels.</i> (Female, 21, SpA, the Netherlands)</p>
PROMs on daily functioning were seen as outdated	<ul style="list-style-type: none"> <li>▶ PROMs are not up to date</li> <li>▶ Inappropriate questions for young people</li> <li>▶ Items relevant to young people need to be added</li> <li>▶ Questions (wording) need to be reformulated</li> <li>▶ PROMs should be developed for different age groups</li> </ul>	<p><i>I am feeling like an old woman, whenever I read it. It is definitely not developed for younger people.</i> (Female, 27, JIA, Austria)</p> <p><i>I think 'working on your computer' or 'typing' or something could be included. I mean how often do we still use a pen and pencil all day long? It should be a little more up to date.</i> (Female, 25, PsA, the Netherlands)</p> <p><i>Here it says 'eat' but before eating ... it is to make lunch, dinner and the meal in general.</i> (Female, 34, Still's disease, Italy)</p>
Relevant issues are often not sufficiently addressed when assessing PROs in young people	<ul style="list-style-type: none"> <li>▶ Future plans for life</li> <li>▶ Education</li> <li>▶ Work and career goals</li> <li>▶ Intimate relationships</li> <li>▶ Sexuality</li> <li>▶ Body image and appearance</li> <li>▶ Family planning</li> <li>▶ Self-management</li> <li>▶ Use and outcomes of non-pharmacological treatments</li> <li>▶ Use of technological/assistive devices</li> <li>▶ Diet and food intake</li> <li>▶ Psychosocial aspects of being chronically ill</li> <li>▶ Social life, including hobbies and sports</li> <li>▶ Mobility—commuting on public transport and driving</li> <li>▶ Changing/holding a certain position</li> </ul>	<p><i>Nowadays there is a lot of emphasis on stress, also within our age group, but they never ask whether I worry about the future, family or about starting a family or that sort of things. That is never asked about. But I am much more concerned about what my life will look like than whether I have pain or not.</i> (Female, 27, JIA, the Netherlands)</p> <p><i>I had never noticed questions about mental state, social life, about the sexual life. All things that actually belong to a healthy active life. Not addressed at all.</i> (Female, 32, SpA, Austria)</p> <p><i>My appearance has never been brought up for discussion, but it impacts my teaching, my sex life, (...).</i> (Male, 30, PsA, Austria)</p> <p><i>Some people really experience barriers to start talking about certain topics. It's nice if you are supported and it is kind of an ice breaker and you're kind of being pulled out of your bubble and it makes it possible for you to talk about it.</i> (Female, 21, JIA, the Netherlands)</p> <p><i>It is important whether you have pain somewhere and what the doctor can do about it. But I think it is also important what you [as an individual] need. Not only the physical part, but also the mental part, so how are you feeling. I think that is important too.</i> (Male, 22, SpA, the Netherlands)</p>

Continued

**Table 3** Continued

Higher level concepts	Lower level concepts	Quotes from interview transcripts
The scoring on a rating scale sometimes differs from the current health situation	<ul style="list-style-type: none"> <li>▶ Scoring differently than the situation was experienced (on purpose to achieve something)</li> <li>▶ Wish for getting in touch/being recognised</li> <li>▶ Changes in disease management</li> <li>▶ To show a flare in between visits (lack of continuous monitoring)</li> </ul>	<p><i>I always score very low, like a 1, 2, or 3, which might look very harmless to the doctor. I often ask myself whether I should score worse, to get recognized.</i> (Male, 30, PsA, Austria)</p> <p><i>I have the pain for a very long time, perhaps not a ten, but even if it is a 5 it is really unacceptable for me!</i> (Female, 28, PsA, Austria)</p>
The individual life situation of young people adds essential importance to the results of PROMs	<ul style="list-style-type: none"> <li>▶ PROMs should not only be used for data gathering, but as a mediator for discussions with HPs</li> <li>▶ Individualisation of outcome assessment would be appreciated</li> <li>▶ Using comprehensive PROMs</li> <li>▶ Using single scales only is insufficient</li> <li>▶ Clear reference points are often missing (with and without medication, compared with someone without a disease or another patient in remission)</li> <li>▶ Time frame is not adequate, for example, a longer time frame for scoring pain to include flares</li> <li>▶ Substantial fluctuation of pain levels is difficult to score</li> <li>▶ Forgetting the extent of pain over time</li> <li>▶ Interpreting results is difficult from the patients' perspective</li> <li>▶ Losing important information (if PROs are quantified only, qualitative information, for example, in a discussion with the health professional, is missing)</li> <li>▶ Missing overview about disease course (patients would appreciate an overview regarding their scores over time)</li> <li>▶ Patients prefer NRS to VAS</li> <li>▶ Patients were confronted with differently formulated PGA questions</li> </ul>	<p><i>I really miss those questions about my daily life. They never ask me, 'How do you live your life and how are you doing now?'. (Female, 25, RA, the Netherlands)</i></p> <p><i>It needs a number of questions to describe the complexity of the disease.</i> (Male, 30, PsA, Austria)</p> <p><i>In my opinion it is problematic to estimate disease activity for today. With my medication, or without? At the moment, I am feeling fine, but it won't be like that without any medication, I guess. And that makes scoring a bit difficult.</i> (Female, 27, PsA, Austria)</p> <p><i>To me this never makes sense. Never, this scale. I always think that it is much better when you elaborate the matter, on many more pages, with many more sub-questions.</i> (Female, 34, RA, Croatia)</p> <p><i>It's always like 'on a scale of this to that, how much pain do you have and how are you doing now?' Well, I don't know. I already have the disease for ten years, I've just gotten used to the pain, so I do not really know what to fill out.</i> (Female, 25, RA, the Netherlands)</p> <p><i>I think that if you just take five min to talk to your patient you will reach more than the result of this scale.</i> (Female, 25, SpA, the Netherlands)</p>
The use of technology for data acquisition was suggested by some young people	<ul style="list-style-type: none"> <li>▶ New formats for collecting PROs are needed</li> <li>▶ Continuous monitoring supports self-management</li> <li>▶ Use of a symptom diary/log could be facilitated by digital technologies</li> <li>▶ Time-saving for patients and HPs</li> </ul>	<p><i>Nowadays this is done on the tablet.</i> (Female, 27, JIA, the Netherlands)</p> <p><i>A pain diary would be great.(...)to get a better over-view about the disease course.</i> (Female, 32, SpA, Austria)</p> <p><i>Sometimes I do not want to answer with a whole story. (...)but I can also do that questionnaire [HAQ] digitally at my hospital. That is nice!</i> (Female, 25, PsA, the Netherlands)</p>

HAQ, Health Assessment Questionnaire; HPs, healthcare professionals; IA, inflammatory arthritis; JIA, juvenile idiopathic arthritis; NRS, Numeric Rating Scale; PGA, Patient Global Assessment; PROMs, patient-reported outcome measures; PROs, patient-reported outcomes; PsA, psoriatic arthritis; RA, rheumatoid arthritis; SpA, spondyloarthritis; VAS, Visual Analogue Scale.

### Concepts of all disease areas and all countries

Eighteen (38%) of the lower level concepts were mentioned in all three disease areas and four countries (table 4, concepts in bold). Interestingly, the largest

overlap was found in uncertainties regarding the terminology used in the PROMs and the need for clearer definitions and explanations. This concept was mentioned in all focus groups (100%). Consequently, these concepts



**Table 4** Similarities and differences of concepts addressed on a disease specific and country level

Higher level concept	Lower level concept (LLC)		LLCs per country											
	48	RA/JIA/Still's disease	PsA	SpA	AT	HR	NL	IT	SpA	PsA	AT	HR	NL	IT
6														
1. Information, transparency and clarity regarding the purpose of PROMs are often missing														
<b>Reasons for using PROMs are often not known</b>														
<b>Need for definition/explanation of terms</b>														
<b>Uncertainty what to tick</b>														
Questions are incorrectly or not answered														
Questions incite anxiety and/or fear														
<b>Feedback on PROM results is appreciated</b>														
Information about PROM results is available for members of the healthcare team														
2. PROMs on daily functioning were seen as outdated														
<b>PROMs are not up to date</b>														
<b>Inappropriate questions for young people</b>														
<b>Items relevant to young people need to be added</b>														
Questions (wording) need to be reformulated														
PROMs should be developed for different age groups														
3. Relevant issues are often not sufficiently addressed when assessing PROs in young people														
Future plans for life														
Education														
Work and career goals														
Intimate relationships														
Sexuality														
Body image and appearance														
Family planning														
Self-management														
<b>Use and outcomes of non-pharmacological treatments</b>														
Use of technological/assistive devices														
Diet and food intake														
<b>Psychosocial aspects of being chronically ill</b>														
<b>Social life, including hobbies and sports</b>														
Mobility—commuting on public transport and driving														
Changing/holding a certain position														

Continued





**Table 4** Continued

Higher level concept	Lower level concept (LLC)	LLC per disease group	LLCs per country
4. The scoring on a rating scale sometimes differs from the current health situation	<p><b>Scoring differently than the situation was experienced (on purpose to achieve something)</b></p> <p>Wish for getting in touch/being recognised</p> <p>Changes in disease management</p> <p>To show a flare in between visits (lack of continuous monitoring)</p>	+	+
5. The individual life situation of young people adds essential importance to the results of PROMs	<p>PROMs should not only be used for data gathering, but as a mediator for discussions with HPs</p> <p><b>Individualisation of outcome assessment would be appreciated</b></p> <p><b>Using comprehensive PROMs</b></p> <p><b>Using single scales only is insufficient</b></p> <p>Clear reference points are often missing (with and without medication, compared with someone without a disease or another patient in remission)</p> <p><b>Time frame is not adequate, for example, a longer time frame for scoring pain to include flares</b></p> <p>Substantial fluctuation of pain levels is difficult to score</p> <p><b>Forgetting the extent of pain over time</b></p> <p>Interpreting results is difficult from the patients' perspective</p> <p><b>Losing important information (if PROs are quantified only, qualitative information, for example, in a discussion with the health professional, is missing)</b></p> <p>Missing overview about disease course (patient would appreciate an overview regarding their scores over time)</p> <p>Patients prefer NRS to VAS</p> <p><b>Patients were confronted with differently formulated PGA questions</b></p> <p>New formats for collecting PROs are needed</p> <p>Continuous monitoring supports self-management</p> <p>Use of a symptom diary/log could be facilitated by digital technologies</p> <p>Time-saving for patients and HPs</p>	+	+
6. The use of technology for data acquisition was suggested by some young people		+	+

Concepts in BOLD were mentioned in all diseases and all countries. +=LLC which had been mentioned.

AT, Austria; HPs, health professionals; HR, Croatia; IT, Italy; JIA, juvenile idiopathic arthritis; NL, the Netherlands; NRS, Numeric Rating Scale; PGA, Patient Global Assessment; PROMs, patient-reported outcome measures; PROs, patient-reported outcomes; PsA, psoriatic arthritis; RA, rheumatoid arthritis; SpA, spondyloarthritis; VAS, Visual Analogue Scale.

may represent important generic perspectives of young people regarding PROMs.

## DISCUSSION

To our knowledge, this is the first study investigating the perspective of young people with IA on PROMs in a wider European context. Although the use of PROMs was highly valued by young people, participants across all countries and disease groups expressed that PROMs often fail to sufficiently encompass the daily challenges of young people with IA and are often experienced as 'too easy', for example, the Health Assessment Questionnaire<sup>27</sup> and the Bath Ankylosing Spondylitis Functional Index.<sup>28</sup> These PROMs lack more 'difficult' items referring to the instrumental activities of daily living<sup>29</sup> which are essential for an independent life, especially at a younger age. In this context, item response theory (IRT) and computerised adaptive testing are used for the development of innovative patient-reported instruments, such as the Patient-Reported Outcomes Measurement Information System.<sup>30</sup> In their study, Fries *et al* could show that physical function scales using a common metric or IRT-based items can result in greater responsiveness and precision across a broader range of functioning.<sup>31</sup>

Some issues were seen controversially, for example, the length/shortness versus comprehensiveness of PROMs or developing age-appropriate PROMs versus using the same PROMs across the life course. Although not all participants shared the same opinion, they agreed to complete PROMs no matter how long it would take, if they were adequately informed about the purpose of using these questionnaires and rating scales. The wish for more information, transparency and clarity regarding the reasons for using PROMs and their advantages in healthcare and research were also reported in previous studies with people of an older age.<sup>32–36</sup> Therefore, simple and clear explanations for the use of PROMs can be seen as prerequisites in clinical practice and research to ensure that patients feel confident and provide accurate information.

It is known that chronic diseases influence major life-changing decisions related to social life, education, job, career choice and family planning.<sup>37</sup> Participants in our study suggested that topics related to these areas should be discussed on a regular basis at the time of diagnosis and during subsequent follow-up visits with the healthcare team, for which PROMs could also be used. Interestingly, topics like sexuality, intimate relationships, family planning and work were not mentioned in all focus groups, potential reasons being the different cultural backgrounds or the assumption that these topics were not as relevant as others to be raised during consultations. Although it is advisable that private life aspects are increasingly explored among young people with rheumatic and musculoskeletal diseases (RMDs) including IA, sensitivity is required to prevent unnecessary pressure on young people.

Discussing the responses of PROMs together with patients, analysing these responses over time, and including them in shared decisions were highly valued by those participants who had experienced these processes before and were also described in the literature by Fautrel *et al* and Chewning *et al*.<sup>38,39</sup> However, young people in all focus groups sometimes missed this valuable exchange of information due to time restrictions during consultations. Therefore, some participants in our study suggested using new technology to capture patient-reported data to a larger extent, in order to eventually meet this challenge. For example, patients could complete PROMs ahead of their consultation via a smartphone, tablet or computer, so that the results could be viewed and discussed in clinic. Collecting PROs electronically, as well as sharing and discussing them with healthcare providers in a remote way, might be of great importance during times of a pandemic, such as experienced due to COVID-19.

Many young people participating in our study also wished to talk about their personal experiences with their disease and expected PROMs to be tailored to their individual needs and goals. One outcome measure that is used both in clinical work and research to assess the effectiveness of treatment based on personally relevant goals is the Goal Attainment Scale.<sup>40,41</sup> It is often used to define and evaluate personalised patients' treatment goals that are meaningful to patients in a standardised way.<sup>42</sup>

Our study enabled us to gain deep insights into the perspectives of young people with IA by means of a qualitative study using focus group interviews in four European countries. We included on purpose researchers and patients from one country from Western (NL), Central (AT), Southern (IT) and Southeastern (HR) Europe in our study to ensure cultural diversity, but also include countries with different healthcare systems. Interestingly, concepts that were important from the participants' point of view were the same, independent from the country data collected. Our results might thus be transferable to some other countries as well. However, there might still be differences between different countries, especially outside Europe, as only a limited number of countries were involved in our study. Future studies could include other countries and/or other disease areas using a quantitative survey that builds on our results.

To conclude, the results of our study will change the use of PROMs in young people with IA in clinical practice and research. Young people with IA described a substantial potential for improving PROMs. First, optimising the current use of PROMs in their present form; and second, the potential for adapting PROMs so that they meet the current needs of young people. Our study provides the basis for further research in the field of outcomes research, since the assessment of young people's perspectives should reach beyond the issues covered in PROMs used within rheumatology. Accordingly, young people with IA and other RMD-related conditions should be involved in the development of new PROMs and the

potential adaptation of existing PROMs, to ensure that important concepts are included and address the entire course of a chronic disease. In broader terms, our findings may also be relevant to the use of PROMs in the context of other chronic diseases where individual needs, the perception of health and experience of symptoms vary during the course of life.

#### Author affiliations

<sup>1</sup>Section for Outcomes Research, Centre for Medical Statistics, Informatics and Intelligent Systems, Medical University Vienna, Wien, Austria

<sup>2</sup>Internal Medicine 3, Division of Rheumatology, Medical University Vienna, Wien, Austria

<sup>3</sup>Department of Medicine (Solna), Division of Rheumatology, Karolinska Institute, Stockholm, Sweden

<sup>4</sup>Department of Medicine, Rheumatology Unit, University of Perugia, Perugia, Umbria, Italy

<sup>5</sup>Division of Clinical Immunology and Rheumatology, Department of Internal Medicine, University Hospital Centre Zagreb, Zagreb, Croatia

<sup>6</sup>University of Zagreb, School of Medicine, Zagreb, Croatia

<sup>7</sup>EULAR Young PARE, Zürich, Switzerland

<sup>8</sup>Youth-R-Well, Nieuwegein, The Netherlands

<sup>9</sup>Rheumatology, Leiden University Medical Center, Leiden, South Holland, The Netherlands

<sup>10</sup>Rheumatology, Zuyderland Medical Centre Heerlen, Heerlen, Limburg, The Netherlands

<sup>11</sup>Anmar Young, Rome, Italy

<sup>12</sup>EULAR PARE, Zurich, Switzerland

<sup>13</sup>ReumaNET, Leuven, Belgium

<sup>14</sup>Pierre Louis Institute of Epidemiology and Public Health, Sorbonne University, Paris, France

<sup>15</sup>APHP, Rheumatology Department, Pitie Salpetriere University Hospital, Paris, France

<sup>16</sup>Cyprus League Against Rheumatism, Nikosia, Cyprus

<sup>17</sup>Centre for Rheumatic Diseases, King's College London, London, UK

<sup>18</sup>Rheumatology Department, King's College Hospital NHS Trust, London, UK

<sup>19</sup>EULAR Patient Research Partner, Manchester, UK

<sup>20</sup>University of Leeds, Leeds, UK

<sup>21</sup>Austrian Rheumatism League, Maria Alm, Austria

**Twitter** Paul Studenic @Stiddy, Ivan Padjen @ivan\_padjen, Marios Kouloumas @kouloumas, Elena Nikiforou @ElenaNikiUK and Simon Stones @SimonRStones

**Acknowledgements** We would like to thank all young people who took part in this study for sharing their valuable perspectives. We also thank Dr Elena Picchiassi, Ms Linda van Nieuwkoop, Dr Mirna Reihl and Ms Gordana Maligec for their support in data collection.

**Contributors** EM, PS, AA, IP, WO, SR, IB, NC, LG, MK, EN, SS, T-CW and TAS were responsible for the study conceptualisation and design. EM, IP, WO and AA conducted the focus groups. Data coding and initial analyses were primarily undertaken by the first author (EM). EM, PS, AA, IP, WO, SR, IB, NC, LG, MK, EN, SS, T-CW and TAS were involved in interpreting the data, writing and reviewing the manuscript. EM was responsible for the visualisation, including tables and figure. WO, IB, NC, MK, SS and T-CW are patient representatives/advocates.

**Funding** This project was funded by the EULAR; grant number CLI100.

**Competing interests** PS reports grants from AbbVie, outside the submitted work; IP reports personal fees from AbbVie, personal fees from Novartis, personal fees from Roche, personal fees from Sandoz, personal fees from Sanofi, outside the submitted work; SR reports personal fees from AbbVie, personal fees from Eli Lilly, personal fees from MSD, personal fees from Novartis, personal fees from Sanofi, personal fees from UCB, outside the submitted work; LG reports grants and personal fees from Amgen, grants from Galapagos, grants and personal fees from Janssen, grants and personal fees from Lilly, grants and personal fees from Pfizer, grants from Sandoz, grants from Sanofi, personal fees from AbbVie, personal fees from BMS, personal fees from Biogen, personal fees from Celgene, personal fees from Gilead, personal fees from Novartis, personal fees from Samsung Bioepis, personal fees from Sanofi-Aventis, personal fees from UCB, outside the submitted work; EN reports personal fees from AbbVie, personal fees from Celltrion, personal fees from Gilead, personal fees from Lilly, personal fees from Pfizer, personal fees from Sanofi, outside the submitted work; SS reports personal fees from Actelion,

personal fees from CISCORP, personal fees from Janssen, personal fees from Parexel, outside the submitted work; TAS reports grants from AbbVie, grants and personal fees from Roche, personal fees from Sanofi Genzyme, personal fees from Takeda, outside the submitted work.

**Patient consent for publication** Not required.

**Ethics approval** The study was approved by the local ethics committees including the Ethics Committee of the Medical University of Vienna, Austria EK Number 2117/2017. All participants were informed about the purpose and procedures of the study and gave their written informed consent in accordance with the Declaration of Helsinki.

**Provenance and peer review** Not commissioned; externally peer reviewed.

**Data availability statement** No data are available. This is a qualitative study and therefore the data generated are not suitable for sharing beyond that contained within the report. Further information can be obtained from the corresponding author.

**Open access** This is an open access article distributed in accordance with the Creative Commons Attribution Non Commercial (CC BY-NC 4.0) license, which permits others to distribute, remix, adapt, build upon this work non-commercially, and license their derivative works on different terms, provided the original work is properly cited, appropriate credit is given, any changes made indicated, and the use is non-commercial. See: <http://creativecommons.org/licenses/by-nc/4.0/>.

#### ORCID iDs

Erika Mosor <http://orcid.org/0000-0003-4293-0647>

Paul Studenic <http://orcid.org/0000-0002-8895-6941>

Alessia Alunno <http://orcid.org/0000-0003-1105-5640>

Laure Gossec <http://orcid.org/0000-0002-4528-310X>

Elena Nikiforou <http://orcid.org/0000-0001-6847-3726>

Tanja A Stamm <http://orcid.org/0000-0003-3073-7284>

#### REFERENCES

- Williams K, Sansoni JE, Morris D. *Patient-Reported outcome measures: literature review*, 2016.
- Nelson EC, Eftimovska E, Lind C, *et al*. Patient reported outcome measures in practice. *BMJ* 2015;350:g7818.
- Holmes MM, Lewith G, Newell D, *et al*. The impact of patient-reported outcome measures in clinical practice for pain: a systematic review. *Qual Life Res* 2017;26:245–57.
- Detmar SB, Muller MJ, Schornagel JH, *et al*. Health-Related quality-of-life assessments and patient-physician communication: a randomized controlled trial. *JAMA* 2002;288:3027–34.
- Marshall S, Haywood K, Fitzpatrick R. Impact of patient-reported outcome measures on routine practice: a structured review. *J Eval Clin Pract* 2006;12:559–68.
- Speight J, Barendse SM. Fda guidance on patient reported outcomes. *BMJ* 2010;340:c2921.
- Mokkink LB, Terwee CB, Patrick DL, *et al*. The COSMIN study reached international consensus on taxonomy, terminology, and definitions of measurement properties for health-related patient-reported outcomes. *J Clin Epidemiol* 2010;63:737–45.
- Weldring T, Smith SMS. Patient-Reported outcomes (pros) and patient-reported outcome measures (PROMs). *Health Serv Insights* 2013;6:61–8.
- Callahan LF. The history of patient-reported outcomes in rheumatology. *Rheum Dis Clin North Am* 2016;42:205–17.
- Hsiao B, Fraenkel L. Incorporating the patient's perspective in outcomes research. *Curr Opin Rheumatol* 2017;29:144–9.
- van Tuyll LHD, Michaud K. Patient-Reported outcomes in rheumatoid arthritis. *Rheum Dis Clin North Am* 2016;42:219–37.
- Stamm TA, Mattsson M, Mihai C, *et al*. Concepts of functioning and health important to people with systemic sclerosis: a qualitative study in four European countries. *Ann Rheum Dis* 2011;70:1074–9.
- Dür M, Coenen M, Stoffer MA, *et al*. Do patient-reported outcome measures cover personal factors important to people with rheumatoid arthritis? a mixed methods design using the International classification of functioning, disability and health as frame of reference. *Health Qual Life Outcomes* 2015;13:27.
- Gossec L, Chauvin P, Saroux A, *et al*. Development and psychometric validation of a patient-reported outcome measure to assess fears in rheumatoid arthritis and axial spondyloarthritis: the fear assessment in inflammatory rheumatic diseases (fair) questionnaire. *Ann Rheum Dis* 2018;77:258–63.
- Stamm TA, Nell V, Mathis M, *et al*. Concepts important to patients with psoriatic arthritis are not adequately covered by standard measures of functioning. *Arthritis Rheum* 2007;57:487–94.

- 16 Stamm TA, Bauernfeind B, Coenen M, *et al.* Concepts important to persons with systemic lupus erythematosus and their coverage by standard measures of disease activity and health status. *Arthritis Rheum* 2007;57:1287–95.
- 17 Wengraf T. *Qualitative research interviewing: Biographic narrative and semi-structured methods*. Sage, 2001.
- 18 Qualitative Social Research. *Descriptions of sampling practices within five approaches to qualitative research in education and the health sciences*. Forum Qualitative Sozialforschung/Forum, Qualitative Social Research, 2015.
- 19 Pope C, Ziebland S, Mays N. Qualitative research in health care. analysing qualitative data. *BMJ* 2000;320:114–6.
- 20 World Medical Association. World Medical association Declaration of Helsinki: ethical principles for medical research involving human subjects. *JAMA* 2013;310:2191–4.
- 21 Krueger R. *Developing questions for focus groups*. 107. Thousand Oaks, Calif: Sage, 1998.
- 22 IBM Corp. *IBM SPSS Statistics for Windows [program]*. 24.0 version. NY, 2016.
- 23 Kvale S. *Interviews: an introduction to qualitative research interviewing*. Thousand Oaks, CA: Sage Publications, 1996.
- 24 Atlas.ti Scientific Software Development GmbH. *Atlas.ti [8.0] [program]*. Berlin: Atlas.ti Scientific Software Development GmbH, 2018.
- 25 Mays N, Pope C. Qualitative research in health care. assessing quality in qualitative research. *BMJ* 2000;320:50–2.
- 26 Tong A, Sainsbury P, Craig J. Consolidated criteria for reporting qualitative research (COREQ): a 32-item checklist for interviews and focus groups. *Int J Qual Health Care* 2007;19:349–57.
- 27 Fries JF, Spitz P, Kraines RG, *et al.* Measurement of patient outcome in arthritis. *Arthritis Rheum* 1980;23:137–45.
- 28 Calin A, Garrett S, Whitelock H, *et al.* A new approach to defining functional ability in ankylosing spondylitis: the development of the Bath ankylosing spondylitis functional index. *J Rheumatol* 1994;21:2281–5.
- 29 Spector WD, Katz S, Murphy JB, *et al.* The hierarchical relationship between activities of daily living and instrumental activities of daily living. *J Chronic Dis* 1987;40:481–9.
- 30 Carle AC, Cella D, Cai L, *et al.* Advancing PROMIS's methodology: results of the Third Patient-Reported Outcomes Measurement Information System (PROMIS(®)) Psychometric Summit. *Expert Rev Pharmacoecon Outcomes Res* 2011;11:677–84.
- 31 Fries JF, Krishnan E, Rose M, *et al.* Improved responsiveness and reduced sample size requirements of PROMIS physical function scales with item response theory. *Arthritis Res Ther* 2011;13:R147.
- 32 Primdahl J, Jensen DV, Meincke RH. Patients' views on routine collection of patient-reported outcomes in rheumatology outpatient care—a multicenter focus group study. *Arthritis Care Res* 2019;72.
- 33 Nikiphorou E, Radner H, Chatzidionysiou K, *et al.* Patient global assessment in measuring disease activity in rheumatoid arthritis: a review of the literature. *Arthritis Res Ther* 2016;18:251.
- 34 Studenic P, Radner H, Smolen JS, *et al.* Discrepancies between patients and physicians in their perceptions of rheumatoid arthritis disease activity. *Arthritis Rheum* 2012;64:2814–23.
- 35 Ong BN, Hooper H, Jinks C, *et al.* 'I suppose that depends on how I was feeling at the time': perspectives on questionnaires measuring quality of life and musculoskeletal pain. *J Health Serv Res Policy* 2006;11:81–8.
- 36 Hendriks J, de Jonge MJ, Fransen J, *et al.* Systematic review of patient-reported outcome measures (PROMs) for assessing disease activity in rheumatoid arthritis. *RMD Open* 2016;2:e000202.
- 37 Bhatti Z, Salek M, Finlay A. Chronic diseases influence major life changing decisions: a new domain in quality of life research. *J R Soc Med* 2011;104:241–50.
- 38 Fautrel B, Alten R, Kirkham B, *et al.* Call for action: how to improve use of patient-reported outcomes to guide clinical decision making in rheumatoid arthritis. *Rheumatol Int* 2018;38:935–47.
- 39 Chewning B, Bylund CL, Shah B, *et al.* Patient preferences for shared decisions: a systematic review. *Patient Educ Couns* 2012;86:9–18.
- 40 Kiresuk TJ, Sherman RE. Goal attainment scaling: a general method for evaluating comprehensive community mental health programs. *Community Ment Health J* 1968;4:443–53.
- 41 Kiresuk TJ, Smith A, Cardillo JE. *Goal attainment scaling: applications, theory, and measurement*. Psychology Press, 2014.
- 42 Krasny-Pacini A, Hiebel J, Pauly F, *et al.* Goal attainment scaling in rehabilitation: a literature-based update. *Ann Phys Rehabil Med* 2013;56:212–30.
- 43 Sendlbeck M, Araujo EG, Schett G, *et al.* Psychometric properties of three single-item pain scales in patients with rheumatoid arthritis seen during routine clinical care: a comparative perspective on construct validity, reproducibility and internal responsiveness. *RMD Open* 2015;1:e000140.
- 44 Butt Z, Lai J-S, Rao D, *et al.* Measurement of fatigue in cancer, stroke, and HIV using the Functional Assessment of Chronic Illness Therapy - Fatigue (FACIT-F) scale. *J Psychosom Res* 2013;74:64–8.
- 45 Ware JE, Sherbourne CD. The mos 36-item short-form health survey (SF-36). I. conceptual framework and item selection. *Med Care* 1992;30:473–83.